



STOKES

Appliance Parts

Service Manual

Accessories Section G

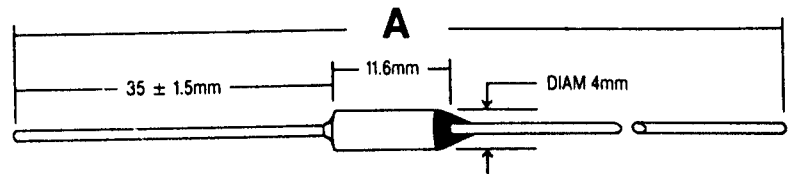
Includes:

Microtemps, Gaskets, Knobs, Hinges, Springs, Handles, Control Panels, Miscellaneous, Adaptors, Heaters, Toasters, Infrared Heating Lamps, Reflectors, Cords, Adaptor Plugs, Globes, High Temperature Wire, Fuse Wire, Cleaners and Soldering Irons

Stokes Appliance Parts - National Administration Centre

24 Palmerston Road West, Ringwood, Victoria 3134, Australia
Ph: 61 3 9872 7474 Fax: 61 3 9872 7400 Freecall: 1800 333 191
E-mail: parts@stokes-aus.com.au Web: www.stokesap.com.au

Microtemps



10 Amps Resistive at 240V AC – 64mm Long

| Opening Temp °C | Stokes Part No. | Old Microtemp Part No. | New Microtemp Part No. | Epoxy Color Code |
|-----------------|-----------------|------------------------|------------------------|------------------|
| 72°C | 6502 | 4158A | G4A64072C | TAN |
| 77°C | 6516 | 4168A | G4A64077C | YELLOW |
| 84°C | 6519 | 4177A | G4A64084C | WHITE |
| 91°C | 6504 | 4191A | G4A64091C | WHITE |
| 93°C | 6514 | 4194A | G4A64093C | WHITE |
| 98°C | 6513 | 4204A | G4A64098C | DK. GREEN |
| 104°C | 6528 | 4218A | G4A64104C | WHITE |
| 109°C | 6517 | 4227A | G4A64109C | DK. BLUE |
| 121°C | 6520 | 4244A | G4A64121C | WHITE |
| 128°C | 6515 | 4257A | G4A64128C | BROWN |
| 167°C | 6522 | 4333A | G4A64167C | LIME |
| 184°C | 6509 | 4358A | G4A64184C | WHITE |
| 192°C | 6518 | 4377A | G4A64192C | LT. BLUE |
| 216°C | 6505 | 4415A | G4A64216C | LT. PINK |
| 228°C | 6506 | 4438A | G4A64228C | WHITE |
| 240°C | 6527 | 4468A | G4A64240C | WHITE |

10 Amps Resistive at 240V AC – 83mm Long

| Opening Temp °C | Stokes Part No. | Old Microtemp Part No. | New Microtemp Part No. | Epoxy Color Code |
|-----------------|-----------------|------------------------|------------------------|------------------|
| 109°C | 6512 | 4227A1 | G4A83109C | DK. BLUE |
| 128°C | 6511 | 4257A1 | G4A83128C | BROWN |
| 152°C | 6510 | 4300A1 | G4A83152C | LT. GREY |

20 Amps Resistive at 240V AC – 64mm Long

| Opening Temp °C | Stokes Part No. | Old Microtemp Part No. | New Microtemp Part No. | Epoxy Color Code |
|-----------------|-----------------|------------------------|------------------------|------------------|
| 117°C | 6507 | 9239 | G5A64117C | BLACK |
| 240°C | 6525 | 9468 | G5A64240C | WHITE |

Door Seals

OVEN DOOR GASKETS

DG SERIES OVEN DOOR GASKETS

GEMLINE Stretch Door Gaskets are available in 10 lengths to fit virtually any gas or electric oven door opening. These gaskets are direct replacements for original gaskets used by the majority of conventional range manufacturers.

Each gasket is precision extruded from 100% silicone rubber compound for excellent shape retention. All stretch gaskets feature pre-assembled, heat treated hook clips in gasket ends for fast, easy installation.

CAUTION: Do not stretch gasket further than maximum length specified.


New oven door gaskets reduce your customers energy costs and provide more even cooking in the oven. This product is an excellent "plus sale" when making a range service call!

Have the gaskets you need when you need them.

Each gasket is individually bagged with instructions for installation on ranges without gasket mounting holes.

NOTE: These gaskets are not for use on self-cleaning ovens.

| STOKES CAT No. | FITS HOLE TO HOLE DIMENSION | STOKES CAT No. | FITS HOLE TO HOLE DIMENSION |
|----------------|-----------------------------|----------------|-----------------------------|
| DG910 | 229mm - 254mm | DG2022 | 508mm - 559mm |
| DG1012 | 254mm - 305mm | DG2224 | 559mm - 610mm |
| DG1214 | 305mm - 356mm | DG2427 | 610mm - 686mm |
| DG1416 | 356mm - 406mm | DG2731 | 686mm - 787mm |
| DG1618 | 406mm - 457mm | DG72* | 1830mm BULK |
| DG1820 | 457mm - 508mm | DG5103 | 1130mm |



GM201

OVEN DOOR GASKET MERCHANDISER

This merchandiser is a must on every sales floor. It's compact size makes it a concentrated profit centre and the colourful header does the selling for you.

The GM201 comes complete with an assortment of 57 of the popular "Stretch type" oven door gaskets plus the space-saver or pegboard mount rack and fully illustrated header featuring how-to-install information.

Contact your Stokes Distributor for complete details on how you can put a GM201 Door Gasket Merchandiser to work for you!

GM201 Gasket Merchandiser contains:

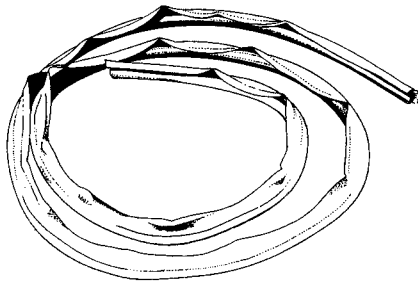
- 3x DG910 8x DG1415 3x DG2022 3x DG2731
- 8x DG1012 8x DG1618 3x DG2224 1x DG72*
- 8x DG1214 8x DG1820 3x DG2427 1x DG5103**

*Extruded Gasket - Clips not included

**Replaces WB2X5103 - Clips not included

Door Seals

SIMPSON



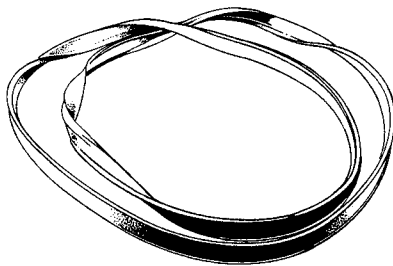
OVEN SEAL – CONTINUOUS

Cat No. 9861
Oven Seal – Suit all 2001 Ovens after model 68-652-130

Cat No. 9862
Oven Seal – Suit Nova Wall Ovens
63-909-000 to 63-909 *01 and 63-818-060 to 63-819 *02

Cat No. 9863
Oven Seal – Suit Nova Models Underbench, Dual Fuel and
Wall Oven 63-807 *00

WESTINGHOUSE




OVEN AND GRILL DOOR SEALS – CONTINUOUS

Cat No. 9864
Oven Door Seal – Email 0188-002-218

Cat No. 9865
Grill Door Seal – Email 0188-0002-219

Suits all POD Models – Wall Ovens, Bearnaise, Bolognaise, Neapolitan,
Florentine, Provecale, Madiera and Bordelaise

WESTINGHOUSE

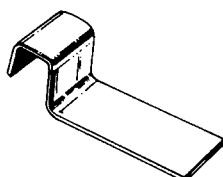


OVEN DOOR SEAL – 1.730 METRES

Cat No. 9866
Oven Door Seal – Email 0188-002-196

Suit PCD Silhouette Series
PAD
POE
POD

WESTINGHOUSE


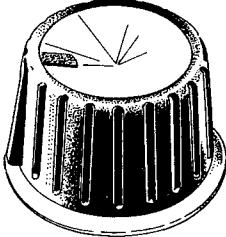
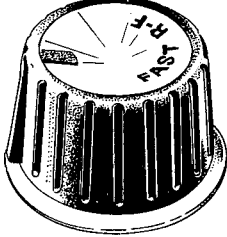
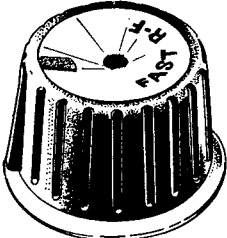





Cat No. 9867
Oven Seal Retaining Clip
Suit PCD, PAD, POE and POD

RESERVED FOR NEW PRODUCT

RESERVED FOR NEW PRODUCT

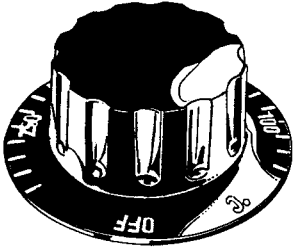


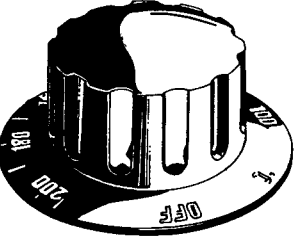






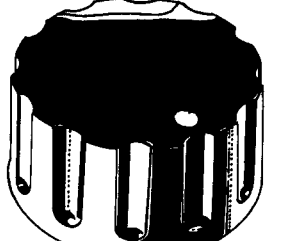
Knobs

| | | |
|--|---|---|
| <p>CHEF</p> <p>INSERT</p>  <p>Cat No. S33375 Knob Clipper Oven Electric (Black) Chef - 33375</p> | <p>CHEF</p> <p>INSERT</p>  <p>Cat No. S33376 Knob Flat Top (Black) Chef - 33376</p> | <p>CHEF</p> <p>INSERT</p>  <p>Cat No. S33377 Knob Flat Bottom (Plain) Chef - 33377</p> |
| <p>CHEF</p> <p>INSERT</p>  <p>Cat No. S33694 Knob Clipper with Hole (Plain) Chef - 33694</p> | <p>CHEF</p> <p>INSERT</p>  <p>Cat No. S37755 Knob "Radio" Type Chef - 37755</p> | <p>CHEF</p> <p>INSERT</p>  <p>Cat No. S39061 Knob Electric Oven (Beige) Chef - 39061</p> |
| <p>CHEF</p> <p>INSERT</p>  <p>Cat No. S39087 Knob with Hole (Beige) Chef - 39087</p> | <p>CHEF</p> <p>INSERT</p>  <p>Cat No. S42108 Knob Bar Type (Brown) Chef - 42108</p> | <p>CHEF</p> <p>RESERVED FOR NEW PRODUCT</p> |
| <p>CHEF</p> <p>RESERVED FOR NEW PRODUCT</p> | <p>CHEF</p> <p>RESERVED FOR NEW PRODUCT</p> | <p>PLEASE SEE OVER PAGE FOR MORE KNOBS</p> |





Knobs

| | | |
|--|---|--|
| <p style="text-align: center;">SIMPSON</p>  <p>Cat No. 9911BR (Brown) Cat No. 9911WH (White) Knob Control – suit all Nova Models</p> | <p style="text-align: center;">SIMPSON</p>  <p>Cat No. 9912 Knob Grill Control – suit all Nova Models</p> | <p style="text-align: center;">SIMPSON</p>  <p>Cat No. 9913 Knob Timer Control – suit all Nova Models</p> |
| <p style="text-align: center;">SIMPSON</p>  <p>Cat No. 9914 Knob Thermostat Control – suit all Nova Models</p> | <p style="text-align: center;">SIMPSON</p>  <p>Cat No. 9915 Knob Hot Plate Control – suit all Nova Models</p> | <p style="text-align: center;">SIMPSON</p>  <p>Cat No. 9916BR (Brown) Cat No. 9916WH (White) Knob Grill Switch – suit all 2001 and Townhouse Series</p> |
| <p style="text-align: center;">SIMPSON</p>  <p>Cat No. 9917BR (Brown) Cat No. 9917WH (White) Knob Oven Thermostat – suit all 2001 and Townhouse Series</p> | <p style="text-align: center;">SIMPSON</p>  <p>Cat No. 9918BR (Brown) Cat No. 9918WH (White) Knob Hot Plate Control – suit all 2001 and Townhouse Series</p> | <p style="text-align: center;">SIMPSON</p>  <p>Cat No. 9919 Knob Lock Bush – suit all 2001 and Townhouse Series</p> |
| <p style="text-align: center;">WESTINGHOUSE</p>  <p>Cat No. 9910BR (Brown) Cat No. 9910WH (White) Cat No. 9910SG (Sea Grey) Knob Control (Plain) Suit PAD, PCD and POD Models</p> | <p style="text-align: center;">WESTINGHOUSE</p>  <p>Cat No. 9920BR (Brown) Cat No. 9920WH (White) Cat No. 9920SG (Sea Grey) Knob Control Thermostat Suit PAD, PCD and POD Models</p> | <p style="text-align: center;">WESTINGHOUSE</p>  <p>Cat No. 9921BR (Brown) Knob Control Suit PAD, PCD and POD Models</p> |

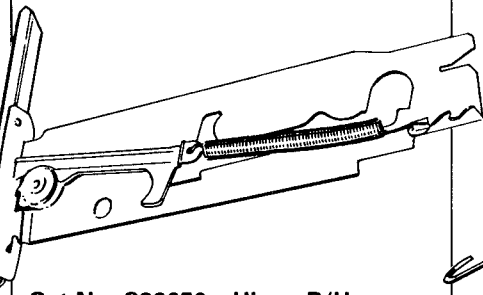

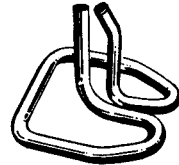
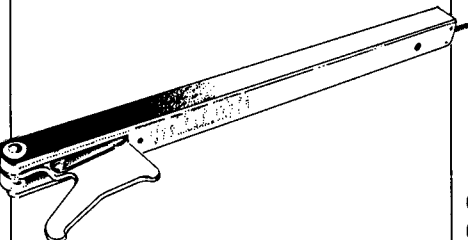




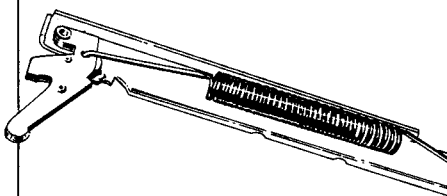
Knobs

| | | |
|---|--|---|
| <p style="text-align: center;">ROBERTSHAW</p>  <p>Cat No. P2638 Dial Knob 70-290°C – Suit EA5, EA9, EB3 and B10 Thermostats</p> | <p style="text-align: center;">ROBERTSHAW</p>  <p>Cat No. P2646 Dial Knob 25-105°C – Suit EA5, EA9, EB3 and B10 Thermostats</p> | <p style="text-align: center;">ROBERTSHAW</p>  <p>Cat No. P2662 Dial Knob 15-120°C – Suit EA5, EA9, EB3 and B10 Thermostats</p> |
| <p style="text-align: center;">ROBERTSHAW</p>  <p>Cat No. P2670 Dial Knob 95-205°C – Suit EA5, EA9, EB3 and B10 Thermostats</p> | <p style="text-align: center;">ROBERTSHAW</p>  <p>Cat No. P2718 Dial Knob 10-50°C – Suit EA5, EA9, EB3 and B10 Thermostats</p> | <p style="text-align: center;">ROBERTSHAW</p>  <p>Cat No. P2726 Dial Knob 30-230°C – Suit EA5, EA9, EB3 and B10 Thermostats</p> |
| <p style="text-align: center;">ROBERTSHAW</p>  <p>Cat No. P2777 Dial Knob 120-450°C – Suit EA5, EA9, EB3 and B10 Thermostats</p> | <p style="text-align: center;">ROBERTSHAW</p>  <p>Cat No. 102K Dial Knob to suit Infinite Controls</p> | <p style="text-align: center;">ROBERTSHAW</p>  <p>Cat No. 103K Dial Knob to suit Oven Thermostats</p> |
| <p style="text-align: center;">ROBERTSHAW</p>  <p>Cat No. 104K Dial Knob to suit Divided Infinite Controls</p> | <p style="text-align: center;">ROBERTSHAW</p>  <p>Cat No. 105K Dial Knob (Plain)</p> | <p style="text-align: center;">PLEASE SEE OVER PAGE FOR MORE KNOBS</p> |



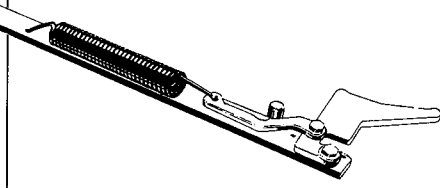
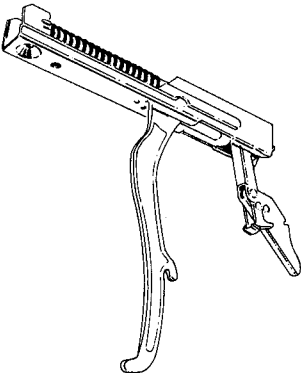
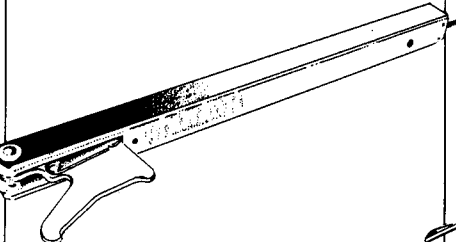
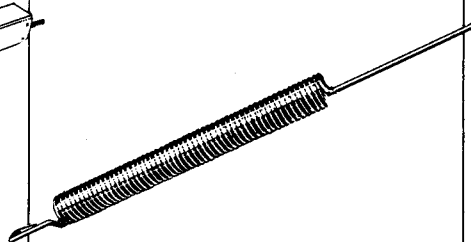
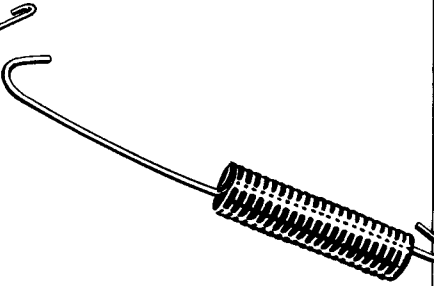
Knobs

| | | |
|--|--|---|
| <p style="text-align: center;">EGO</p>  <p>Cat No. 7400K Dial Knob 30-110°C Suit Stokes 7400</p> | <p style="text-align: center;">EGO</p>  <p>Cat No. 7401K Dial Knob Suit Stokes 7401 and 7410</p> | <p style="text-align: center;">EGO</p>  <p>Cat No. 7405K Dial Knob Suit Stokes 7405</p> |
| <p style="text-align: center;">EGO</p>  <p>Cat No. 7406K Dial Knob Suit Stokes 7406</p> | <p style="text-align: center;">EGO</p>  <p>Cat No. 7407K Dial Knob 50-320°C Suit Stokes 7407</p> | <p style="text-align: center;">EGO</p>  <p>Cat No. 7408K Dial Knob 95-205°C Suit Stokes 7408</p> |
| <p style="text-align: center;">EGO</p>  <p>Cat No. 7409K Dial Knob 65-288°C Suit Stokes 7409</p> | <p style="text-align: center;">EGO</p>  <p>Cat No. 9629K Dial Knob 50-320°C Suit 9629 (Manual Reset)</p> | <p style="text-align: center;">EGO</p> <p style="text-align: center;">RESERVED FOR NEW PRODUCT</p> |
| <p style="text-align: center;">EGO</p> <p style="text-align: center;">RESERVED FOR NEW PRODUCT</p> | <p style="text-align: center;">EGO</p> <p style="text-align: center;">RESERVED FOR NEW PRODUCT</p> | <p style="text-align: center;">EGO</p> <p style="text-align: center;">RESERVED FOR NEW PRODUCT</p> |





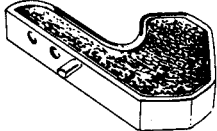

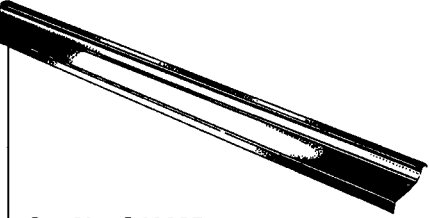
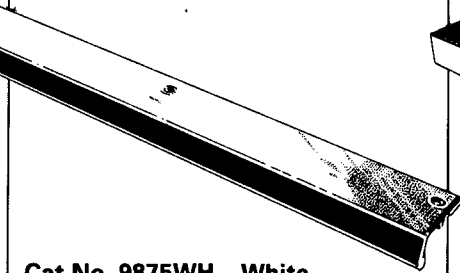
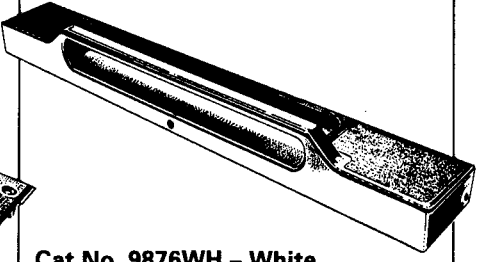
Hinges and Springs

| | | |
|--|---|---|
| <p style="text-align: center;">CHEF</p>  <p>Cat No. S39650 – Hinge R/H Cat No. S39651 – Hinge L/H Hinge Assembly – Slimline Doors</p> | <p style="text-align: center;">CHEF</p>  <p>Cat No. 9737 Hinge Spring – Chef 01787</p> | <p style="text-align: center;">CHEF</p>  <p>Cat No. S31856 Oven Door Hinge Spring Clip – Chef 31856</p> |
| <p style="text-align: center;">CHEF</p> <p style="text-align: center;">RESERVED FOR NEW PRODUCT</p> | <p style="text-align: center;">CHEF</p> <p style="text-align: center;">RESERVED FOR NEW PRODUCT</p> | <p style="text-align: center;">CHEF</p> <p style="text-align: center;">RESERVED FOR NEW PRODUCT</p> |
| <p style="text-align: center;">MODERN MAID AND SOME NEW WORLD</p>  <p>Cat No. 9843 Hinge Assembly – Email 28164784</p> | <p style="text-align: center;">SIMPSON</p>  <p>Cat No. 9885 – 3/16 BSW Thread 61-502 to 61-511 Models Cat No. 9386 – 6mm Thread 61-511 Onwards Pivot Hinge</p> | <p style="text-align: center;">SIMPSON</p>  <p>Cat No. 9889LH – Left Hand Cat No. 9889RH – Right Hand Spring Counter Balance Suit all Nova Upright Models</p> |
| <p style="text-align: center;">SIMPSON</p>  <p>Cat No. 9890 – Oven Door Spring (Green) – Email 0120-009-254 Cat No. 9891 – Oven Door Spring (Red) – Email 0120-009-260</p> | <p style="text-align: center;">SIMPSON</p>  <p>Cat No. 9893 – Grill Door Spring Suit Late Simpson Cookers – Email 0120-001-014</p> | <p style="text-align: center;">SIMPSON</p>  <p>Cat No. 9894LH – Left Hand Cat No. 9894RH – Right Hand Hinge Assy – Suit 2001/Uprights and Townhouses – 68-600 to 800 and 65-600 to 800 – Email 0045-001-0379036</p> |

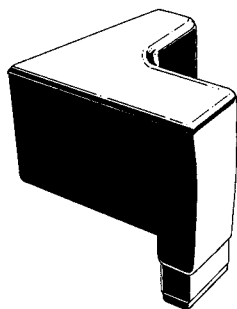
Hinges and Springs

| | | |
|---|--|---|
| <p style="text-align: center;">SIMPSON</p>  <p>Cat No. 9895 Spring to suit 9894LH & RH - Email 0120-009-284</p> | <p style="text-align: center;">SIMPSON</p>  <p>Cat No. 9896LH - Left Hand Cat No. 9896RH - Right Hand Hinge Assembly - Suit all 63-600 Series, including Kalari, Katani and Kambari Email 0045-001-030 and 031</p> | <p style="text-align: center;">SIMPSON</p> <p style="text-align: center;">RESERVED FOR NEW PRODUCT</p> |
| <p style="text-align: center;">SIMPSON</p>  <p>Cat No. 9898LH - Left Hand Cat No. 9898RH - Right Hand Hinge Assembly - Suits all early Simpson manufactured Malleys Models Nova Underbench Wall Oven Fan Forced 63-906TB00-01 63-906TW00-01 Email 0331-002-028 and 029</p> | | |
| <p style="text-align: center;">SIMPSON AND WESTINGHOUSE</p>  <p>Cat No. 9897 Hinge Oven Door "Nuova" Suits Simpson - Underbench Harmony Nova 63^900 to 75^900 Upright Riviera 62^882R*00 to 62^884*00 Upright Celebrity 62^850B to 62^858 MTW Suits Westinghouse - Elevated Silhouette PCD Upright Kimberley PAD501 RS*00 PAD504 RF*00</p> | | |
| <p style="text-align: center;">WESTINGHOUSE</p>  <p>Cat No. 9843 Hinge Oven Door - Suits all PAD, POD, APOD, PCD Models - except Elevated Silhouette</p> | <p style="text-align: center;">WESTINGHOUSE</p>  <p>Cat No. 9892 Oven Door Spring - Suits PAD, POD, APOD, PCD Models - Email 24164784</p> | <p style="text-align: center;">WESTINGHOUSE</p>  <p>Cat No. 9893 Grill Door Spring Email 0120-001-014</p> |

Handles and Control Panels

| | | |
|---|---|---|
| <p style="text-align: center;">CHEF</p>  <p>Cat No. S35152 Oven/Grill Handle 482mm Suit Bronco Upright</p> | <p style="text-align: center;">CHEF</p>  <p>Cat No. S35760 Grill Handle 492mm Suit Bronco UB1</p> | <p style="text-align: center;">CHEF</p>  <p>Cat No. S35782 End Handle (Brown) R/H Short Cat No. S35783 End Handle (Brown) L/H Short</p> |
| <p style="text-align: center;">CHEF</p>  <p>Cat No. S35784 End Handle R/H Wide Door Cat No. S35785 End Handle L/H Wide Door</p> | <p style="text-align: center;">CHEF</p>  <p>Cat No. S35796 End Handle Grill R/H (Chrome) Cat No. S35797 End Handle Grill L/H (Chrome)</p> | <p style="text-align: center;">CHEF</p>  <p>Cat No. S35798 End Handle Oven R/H (Chrome) Cat No. S35799 End Handle Oven L/H (Chrome)</p> |
| <p style="text-align: center;">CHEF</p>  <p>Cat No. S40935 Trim Handle Rear UB1 Grill PC, CH/WD</p> | <p style="text-align: center;">CHEF</p> <p style="text-align: center;">RESERVED FOR NEW PRODUCT</p> | <p style="text-align: center;">CHEF</p> <p style="text-align: center;">RESERVED FOR NEW PRODUCT</p> |
| <p style="text-align: center;">SIMPSON</p>  <p>Cat No. 9875WH - White Cat No. 9875BR - Brown Handle Oven Door Suit all Nova Wall Ovens</p> | <p style="text-align: center;">SIMPSON</p>  <p>Cat No. 9876WH - White Cat No. 9876BR - Brown Handle Oven/Grill Door Suit all 2001 Models</p> | <p style="text-align: center;">PLEASE SEE OVER PAGE FOR MORE HANDLES AND CONTROL PANELS</p> |

Handles and Control Panels



SIMPSON

END HANDLES – Suit all Nova Uprights and Underbench Models

Cat No. 9882LH

End Handle L/H Brown – Email 0160-003-429

Cat No. 9882RH

End Handle R/H Brown – Email 0160-003-428

Cat No. 9883LH

End Handle L/H White – Email 0160-003-433

Cat No. 9883RH

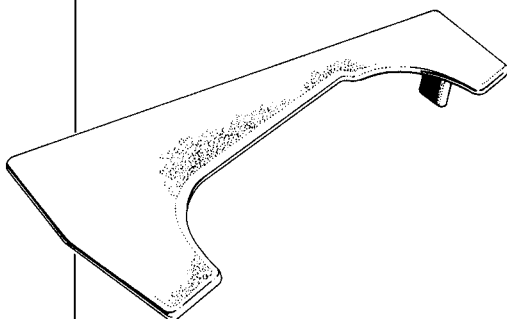
End Handle R/H White – Email 0160-003-432

Cat No. 9884LH

End Handle L/H Brown – Email 0160-003-413

Cat No. 9884RH

End Handle R/H Brown – Email 0160-003-412



SIMPSON

CONTROL PANEL END CAP – Suit all Nova Wall Ovens

Cat No. 9899LH

End Cap L/H White – Email 0160-003-475

Cat No. 9899RH

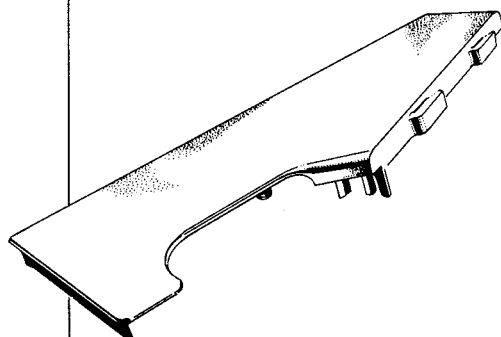
End Cap R/H White – Email 0160-003-474

Cat No. 9900LH

End Cap L/H Brown – Email 0160-003-406

Cat No. 9900RH

End Cap R/H Brown – Email 0160-003-405



SIMPSON

CONTROL PANEL END CAP – Suit Celebrity 62-800 and Riviera 62^882

Cat No. 9901LH

End Cap L/H White – Email 0160-003-481

Cat No. 9901RH

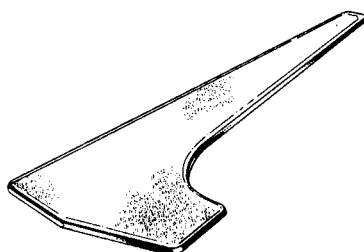
End Cap R/H White – Email 0160-003-480

Cat No. 9902LH

End Cap L/H Brown – Email 0160-003-479

Cat No. 9902RH

End Cap R/H Brown – Email 0160-003-478



SIMPSON

CONTROL PANEL END CAP – Suit all Nova Uprights

Cat No. 9903LH

End Cap L/H White – Email 0160-003-465

Cat No. 9903RH

End Cap R/H White – Email 0160-003-466

Cat No. 9904LH

End Cap L/H Brown – Email 0160-003-463

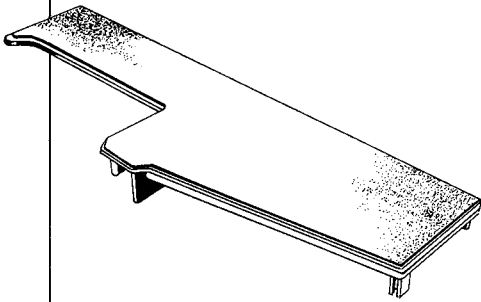
Cat No. 9904RH

End Cap R/H Brown – Email 0160-003-464

*NOTE: New cap ends require top screw and can be used in place of previous ends.

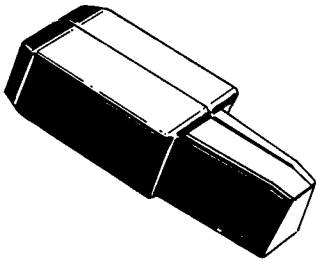
Handles and Control Panels

SIMPSON AND MALLEYS



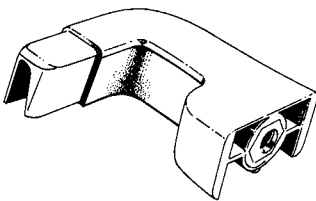
CONTROL PANEL END CAP
Suit Simpson – Celebrity and Gourmet Models
Malleys – Statesman and Envoy Models
Cat No. 9905LH
End Cap L/H – Email 0160-003-417
Cat No. 9905RH
End Cap R/H – Email 0160-003-416

WESTINGHOUSE



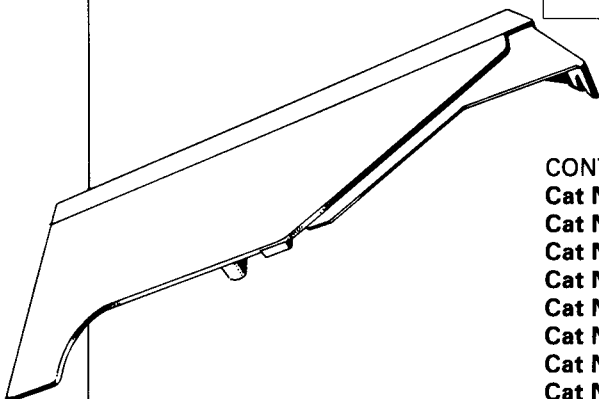
INSERT HANDLE – Suit all POD and PAD Early Models
and all APOD and
PCD Models
Cat No. 9877LH
Handle Insert L/H – Email 445465
Cat No. 9877RH
Handle Insert R/H – Email 445466

WESTINGHOUSE




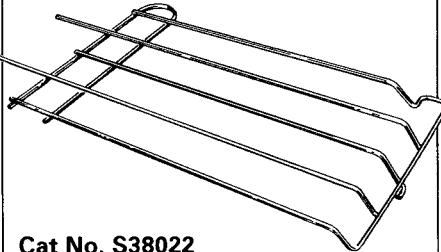

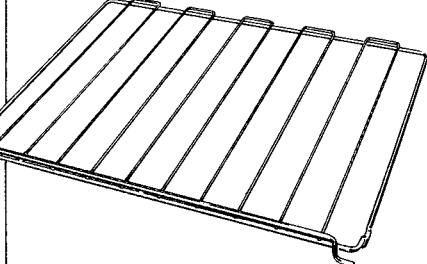
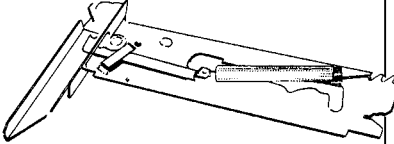
END HANDLE – Suit PAD 130W-20 to PAD 140B-20 Models
Cat No. 9878LH
End Handle L/H Sea Grey – Email 460045
Cat No. 9878RH
End Handle R/H Sea Grey – Email 460044
Cat No. 9879LH
End Handle L/H White – Email 450773
Cat No. 9879RH
End Handle R/H White – Email 450774

WESTINGHOUSE

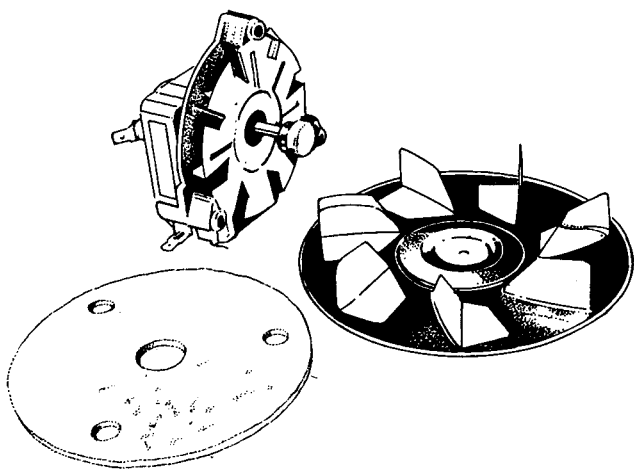


CONTROL PANEL END CAP – Suit all PAD Models
Cat No. 9906LH – Dolphin Grey L/H – Email 460031
Cat No. 9906RH – Dolphin Grey R/H – Email 460032
Cat No. 9907LH – Noosa Sand L/H – Email 445710
Cat No. 9907RH – Noosa Sand R/H – Email 445711
Cat No. 9908LH – White L/H – Email 0160-003-477
Cat No. 9908RH – White R/H – Email 0160-003-476
Cat No. 9909LH – Beige L/H – Email 445921
Cat No. 9909RH – Beige R/H – Email 445922

Miscellaneous


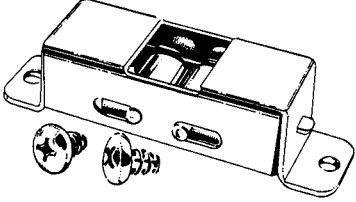
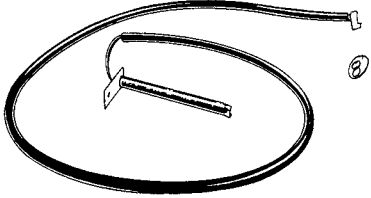
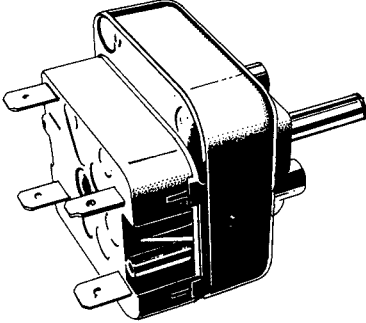
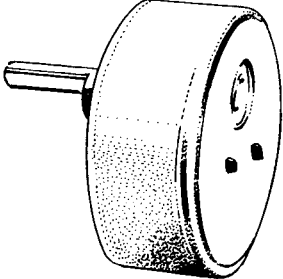
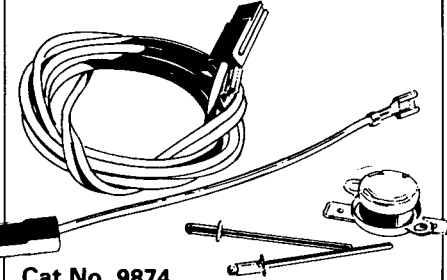

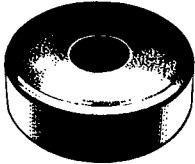
| | | |
|---|--|--|
| <p style="text-align: center;">CHEF</p>  <p>Cat No. S32771 Grill Pan Large Chef 32771</p> | <p style="text-align: center;">CHEF</p>  <p>Cat No. S38022 Rack R/H Side Oven Cat No. S38021 Rack L/H Side Oven</p> | <p style="text-align: center;">CHEF</p>  <p>Cat No. S38027 Smokeless Grid Chef 38027</p> |
| <p style="text-align: center;">CHEF</p>  <p>Cat No. S41901 Oven Tray suit 540mm</p> | <p style="text-align: center;">CHEF</p>  <p>Cat No. S39648 Slide On Seal Escutcheon R/H Cat No. S39649 Slide On Seal Escutcheon L/H</p> | <p style="text-align: center;">CHEF</p> <p style="text-align: center;">RESERVED FOR NEW PRODUCT</p> |

UNIVERSAL

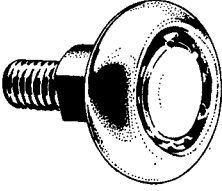
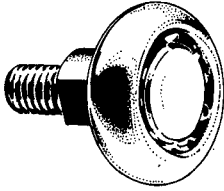


Cat No. 9683
Fan Forced Oven Motor
with Blade and Insulation Disc.
Suits most common makes of ovens
eg -
Chef
Everhot
Simpson
Westinghouse
and Others

Miscellaneous

| | | |
|--|--|--|
| <p style="text-align: center;">UNIVERSAL</p>  <p>Cat No. 9868 Bumper Door Stop Email 0589-001-027</p> | <p style="text-align: center;">UNIVERSAL</p>  <p>Cat No. 9869 Door Latch Suit all Nova Wall Ovens</p> | <p style="text-align: center;">UNIVERSAL</p>  <p>Cat No. 9873 Oven Temperature Sensor Suit all Trio, Ultimate One Wall Ovens and Touch PAD Models</p> |
| <p>TIMERS – DIEHL</p> | | |
|  | <p>Cat No. 9696 15 Minute Timer 16 amp – 600 Series Cat No. 9697 30 Minute Timer 16 amp – 600 Series Cat No. 9698 60 Minute Timer 16 amp – 600 Series Cat No. 9699 90 Minute Timer 16 amp with Bell – 600 Series</p> | |
| <p>SIMPSON AND WESTINGHOUSE</p> | | |
|  | <p>TIMER – Suit Westinghouse PAD Simpson Celebrity Simpson Gourmet Simpson Harmony</p> <p>Cat No. 9870 60 Minute Timer Cat No. 9871 90 Minute Semi-Auto Timer Cat No. 9872 90 Minute A.W.E. Timer</p> | |
| <p style="text-align: center;">WESTINGHOUSE</p>  <p>Cat No. 9874 Thermal Link Kit – Suit all Touch PAD Wall Ovens and Upright Models</p> | <p style="text-align: center;">WESTINGHOUSE</p>  <p>Cat No. 9880 Grill Elevator Support Hook Suit all POE, POD, APOD Upright and Wall Oven Models</p> | <p style="text-align: center;">WESTINGHOUSE</p>  <p>Cat No. 9881 Roller Grill Elevator Suit POD and APOD Upright and Wall Ovens</p> |

Miscellaneous

| SIMPSON | SIMPSON | |
|--|--|--|
|  <p>Cat No. 9887 Bearing Door Carriage Suits all 2001 Series</p> |  <p>Cat No. 9888 Axle and Roller Assembly Grill Door – Suit all 2001 Uprights and Wall Ovens</p> | |
| | | |
| | | |
| | | |

Heaters

Silica Tube Elements (Where applicable fixing clips attached to element)

Corona Heaters

| Model No. | Catalogue No. | Wattage | Length | Elements per heater |
|-----------|---------------|----------|--------|---------------------|
| W2 | IR16 | 1100 | 687mm | 1 |
| W3 | IR17 | 1500 | 943mm | 1 |
| R14 | IR18 | 500-120V | 381mm | 2 |

Dimplex Heaters

| Model No. | Catalogue No. | Wattage | Length | Elements per heater |
|-----------|---------------|---------|--------|---------------------|
| IRF225 | IR31 | 750 | 685mm | 1 |
| IRF16 | IR59 | 800 | 666mm | 2 |
| IRF | IR72 | 1000 | 683mm | 1 |

Electricaire Heaters

| Model No. | Catalogue No. | Wattage | Length | Elements per heater |
|-------------|---------------|---------|--------|---------------------|
| Sunburst 60 | IR34 | 750 | 591mm | 3 |

G.E.C. Heaters

| Model No. | Catalogue No. | Wattage | Length | Elements per heater |
|-----------|---------------|---------|--------|---------------------|
| DEH750 | IR35 | 750 | 458mm | 1 |
| DEH11 | IR36 | 1100 | 660mm | 1 |
| DEH15 | IR37 | 1500 | 890mm | 1 |

Hecla Wall & Floor Heaters

| Model No. | Catalogue No. | Wattage | Length | Elements per heater |
|-----------------------------------|---------------|----------|--------|---------------------|
| F55, F65, F75 | IR19 | 550 | 381mm | 1 |
| F56, F59, F60, F64, F66, F78, H10 | IR20 | 800 | 610mm | |
| F57, F67 | IR21 | 1100 | 915mm | 1 |
| F58, F68 | IR22 | 1500 | 915mm | 1 |
| F61S, F62, F82 | IR23 | 1000 | 610mm | 2 |
| F63, F75, F80 | IR24 | 500-120V | 381mm | 2 |
| F69, F70, F77, F84 | IR25 | 1200 | 610mm | 2 |
| F72 | IR26 | 600-120V | 381mm | 2 |
| F73, F74, F76, F81, F83 | IR27 | 800 | 470mm | |
| F79 Top | IR28 | 950 | 610mm | 1 |
| F79 | IR29 | 1450 | 610mm | 1 |

Corona Heaters

| Model No. | Catalogue No. | Wattage | Length | Elements per heater |
|--|---------------|----------|--------|---------------------|
| 39/1, 53/1, 53/4 | IR5 | 500-120V | 362mm | 2 |
| 39/2 | IR6 | 750 | 362mm | 2 |
| 35/1 | IR54 | 800 | 550mm | 2 |
| 35/2, 35/3, 53/3, 53/4 | IR8 | 1000 | 546mm | 2 |
| 41/1, 41/2, 41/4, 41/5, 41/6, 41/7, 54/1 | IR54 | 800 | 550mm | 3 |

Heaters
Rayflow Wall Heaters

| Model No. | Catalogue No. | Wattage | Length | Elements per heater |
|---------------------------------|---------------|---------|--------|---------------------|
| 32/11, 32/12 | IR1 | 550 | 546mm | 1 |
| 32/13, 32/14 | IR54 | 800 | 550mm | 1 |
| 32/15, 32/16 | IR3 | 1100 | 738mm | 1 |
| 32/5, 32/6, 32/17, 32/18 | IR4 | 1500 | 1062mm | 1 |
| 22/11, 22/12 | IR19 | 550 | 381mm | 1 |
| 22/13, 22/14 | IR11 | 750 | 380mm | 1 |
| 22/15, 22/16 | IR12 | 1100 | 584mm | 1 |
| 22/17, 22/18, WSH1500, WSH1500S | IR37 | 1500 | 890mm | 1 |
| 22/19, 22/19C, 22/20 | IR14 | 2000 | 887mm | 1 |
| WSH1100, WSH1100S | IR96 | 1100 | 673mm | 1 |
| WSH550, WSH550S | IR97 | 550 | 469mm | 1 |
| WSH750, WSH750S | IR27 | 800 | 470mm | 1 |

Speedie-Kambrook Heaters

| Model No. | Catalogue No. | Wattage | Length | Elements per heater |
|-------------------------------------|---------------|----------|--------|---------------------|
| RH6 | IR58 | 750 | 720mm | 2 |
| RH8 | IR59 | 800 | 666mm | 2 |
| RH12, S10 | IR60 | 1500 | 908mm | 1 |
| RH14, TP7 | IR61 | 600-120V | 387mm | 2 |
| RH15A, 15B, 15C, RH30 | IR62 | 500-120V | 387mm | 2 |
| RH15C/S, 15D, 15E, 18, 51, 81 | IR63 | 500 | 387mm | 2 |
| RH12, RH16, RH19, RH19B, RH20, RH25 | IR64 | 750 | 476mm | 2 |
| RH27, RH47, RH61, RH65, S3, S10 | IR64 | 750 | 476mm | 2 |
| RH60 | IR65 | 1000 | 736mm | 2 |
| RH70 | IR66 | 1200 | 660mm | 2 |
| RH75, RH90 | IR67 | 1200 | 578mm | 2 |
| RH90, RH95, RW1, S4 | IR68 | 1200 | 641mm | 2 |
| RH96, RH97, RW2, RL4, RL5 | IR69 | 850 | 641mm | 1 |
| RW9, RW100, RH10, RH100, RH200 | IR70 | 800 | 565mm | 2 |
| RW9, RW100, RH100, RH200 | IR71 | 600 | 565mm | 1 |
| S8 | IR72 | 1000 | 683mm | 1 |
| S10, S20 | IR52 | 1000 | 603mm | 1 |
| S20 | IR74 | 750 | 603mm | 1 |
| S20 | IR75 | 1500 | 603mm | 1 |
| S23 BOTTOM | IR76 | 900 | 603mm | 1 |
| S23 TOP | IR77 | 600 | 603mm | 1 |
| TP12 | IR78 | 1000 | 565mm | 2 |
| WR7 | IR79 | 250 | 232mm | 4 |
| RH98 | IR94 | 500 | 385mm | 1 |
| HQ1015 | IR64 | 750 | 476mm | 2 |

Sunbeam Heaters

| Model No. | Catalogue No. | Wattage | Length | Elements per heater |
|------------------|---------------|---------|--------|---------------------|
| RA4 TOP & CENTRE | IR88 | 900 | 641mm | 2 |
| RA4 BOTTOM | IR87 | 600 | 641mm | 1 |

Sunray-Mistral Wall Heaters

| Model No. | Catalogue No. | Wattage | Length | Elements per heater |
|------------------|---------------|---------|--------|---------------------|
| SR11, SR12 (SE1) | IR38 | 550 | 450mm | 1 |
| SR11, SR12 (SE2) | IR39 | 750 | 603mm | 1 |
| SR11, SR12 (SE3) | IR40 | 1100 | 903mm | 1 |

Heaters

Sunray-Mistral Wall Heaters *(continued)*

| Model No. | Catalogue No. | Wattage | Length | Elements per heater |
|--------------------|---------------|---------|--------|---------------------|
| SR11, SR12 (SE4) | IR41 | 1500 | 903mm | 1 |
| SR11, SR12 (SE5) | IR42 | 2200 | 903mm | 1 |
| M.S.H. 550 (SE26) | IR43 | 550 | 615mm | 1 |
| M.S.H. 750 (SE28) | IR44 | 750 | 615mm | 1 |
| M.S.H. 1100 (SE26) | IR45 | 1100 | 615mm | 1 |
| M.S.H. 1500 (SE27) | IR46 | 750 | 780mm | 2 |
| M.S.H. 200 (SE29) | IR47 | 1000 | 780mm | 2 |

Sunray-Mistral Floor Heaters

| Model No. | Catalogue No. | Wattage | Length | Elements per heater |
|---|---------------|---------|--------|---------------------|
| SR101 | IR48 | 850 | 450mm | 1 |
| SR102, 202, Twinglo, 205, Scholar | IR49 | 500 | 375mm | 2 |
| SR201, Twinglo, 301, 302, Diplomat, 303 | IR50 | 800 | 530mm | 2 |
| Ember, 310, Savannah | IR50 | 800 | 530mm | 3 |
| SR203, Twinglo, SR216 | IR51 | 700 | 450mm | 2 |
| SR204, Twinglo, SR217, Lanson | IR52 | 1000 | 603mm | 2 |
| SR206, Graduate, SR215, Twinglo | IR53 | 750 | 450mm | 2 |
| SR208, Guardian (TOP) | IR54 | 800 | 550mm | 1 |
| SR208, Guardian (BOTTOM) | IR55 | 1600 | 550mm | 1 |
| Thermo-Quartz | IR55A | 500 | 290mm | 2 |

Vulcan Floor Heaters

| Model No. | Catalogue No. | Wattage | Length | Elements per heater |
|------------------|---------------|---------|--------|---------------------|
| 3D TOP | IR83 | 800 | 641mm | 1 |
| 3D BOTTOM | IR84 | 1450 | 641mm | 1 |
| 5D BOTTOM | IR85 | 600 | 603mm | 1 |
| 5D TOP or CENTRE | IR76 | 900 | 603mm | 2 |
| 6D BOTTOM | IR87 | 600 | 641mm | 1 |
| 6D TOP or CENTRE | IR88 | 900 | 641mm | 2 |
| 7D BOTTOM | IR87 | 600 | 641mm | 1 |
| 7D TOP or CENTRE | IR88 | 900 | 641mm | 2 |
| E11 0503 | IR91 | 550 | 343mm | 2 |
| Bermuda 0504 | IR92 | 800 | 444mm | 2 |
| Blackwood | IR93 | 900 | 636mm | 2 |

Vulcan Wall Heaters

| Model No. | Catalogue No. | Wattage | Length | Elements per heater |
|-----------|---------------|---------|--------|---------------------|
| WS, WS0 | IR83 | 800 | 641mm | 1 |
| WM, WM0 | IR81 | 1100 | 794mm | 1 |
| WL, WL0 | IR17 | 1500 | 943mm | 1 |

Heaters

Wound Porcelain Rod Elements

| Catalogue No. | Description | Wattage |
|---------------|--------------------------------|---------|
| RR1 | 6 inches/152mm | 600 |
| RR2 | 7 inches/178mm | 750 |
| RR3 | 8 inches/203mm | 800 |
| RR4 | 9 inches/229mm | 1000 |
| RR5 | 9½ inches/241mm | 1000 |
| RR6 | 10 inches/254mm | 1000 |
| RR7 | 10½ inches/267mm | 1000 |
| RR8 | 11 inches/279mm | 1000 |
| RR9 | 11½ inches/292mm | 1000 |
| RR10 | 12 inches/305mm | 1300 |
| RR11 | Vulcan 4D Centre Element | 1500 |
| RR12 | Vulcan 4D Side Element – 120V | 450 |
| RR13 | Vulcan CR1 Back Element | 900 |
| RR14 | Vulcan CR4 Back Element | 950 |
| RR15 | Vulcan CR1 – CR4 Front Element | 1550 |
| RR16 | Vulcan SC1 Centre Element | 1500 |
| RR17 | Vulcan SC1 Side Element – 120V | 450 |

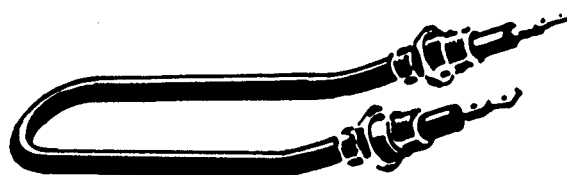
Infrared Spiral Elements

| Catalogue No. | Wattage | Catalogue No. | Wattage |
|---------------|---------|---------------|---------|
| SP1 | 500-550 | SP8 | 1000 |
| SP2 | 600 | SP9 | 1100 |
| SP3 | 700 | SP10 | 1200 |
| SP4 | 750 | SP11 | 1450 |
| SP5 | 800 | SP12 | 1500 |
| SP6 | 850 | SP13 | 2000 |
| SP7 | 900 | SP14 | 2200 |

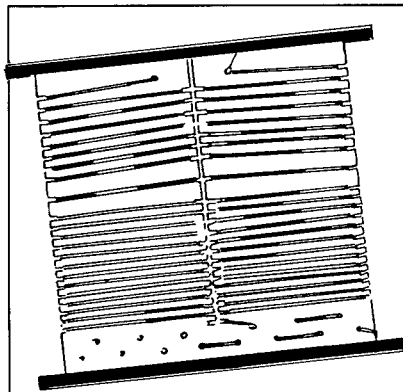
Oil Heater Element

Cat No. 2004-2
Oil Heater Ignition Element – Vulcan
376 Watts, 79 Volt
Replaces Email VA530000

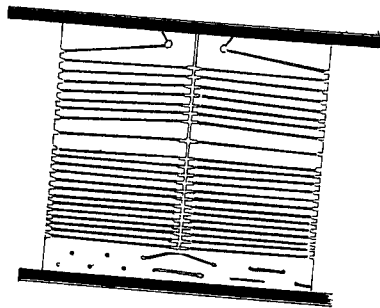
Cat No. 2005-2
Oil Heater Ignition Element – Vulcan
475 Watts, 58 Volt
Replaces Email 91230



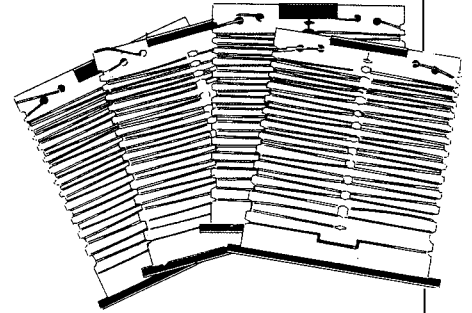
Toasters



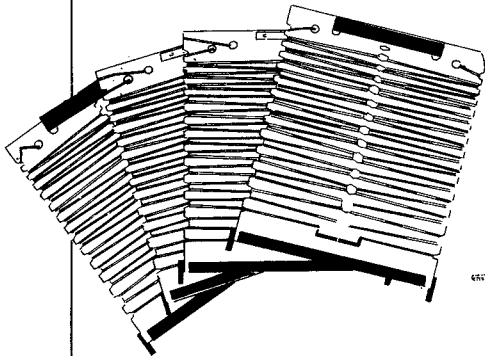
Cat No. TEL1 Element
For Everest T1 Toasters



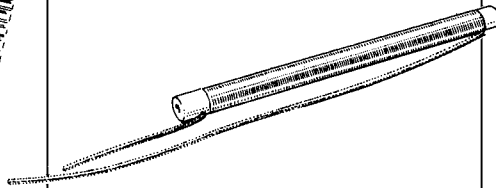
Cat No. TEL2 - Element
For Everest T2 Toasters



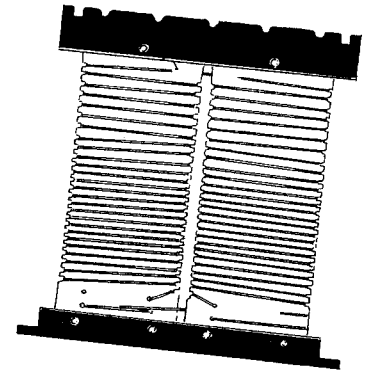
Cat No. TEL3
Set of 2 x Side and 2 x Centre
For G.E. T102D Toasters



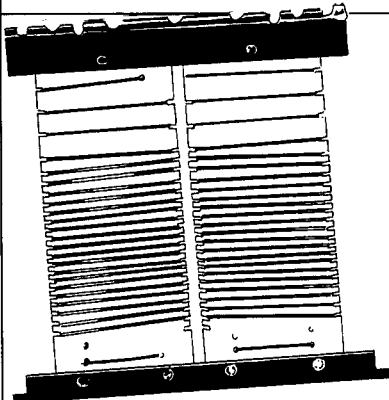
Cat No. TEL4
Set of 2 x Side and 2 x Centre
For G.E. T142A Toasters



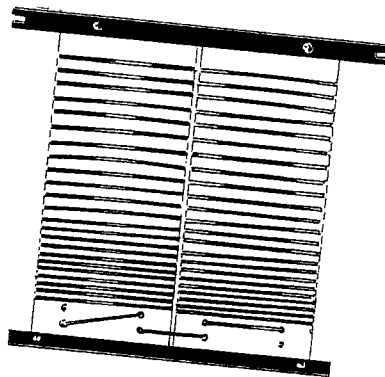
Cat No. TEL6 - Element
For G.E. TM11 Toasters



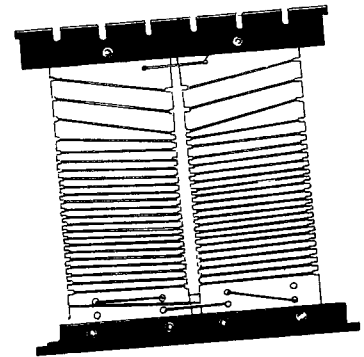
Cat No. TEL7 - Element
For Hecla T2, T3 & T4 Toasters



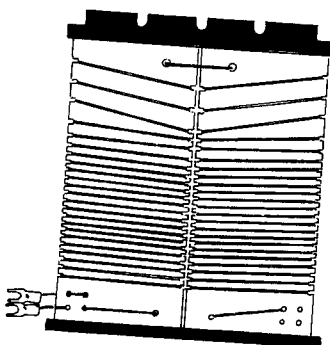
Cat No. TEL8 - Element
For Hecla T5 & T6 Toasters



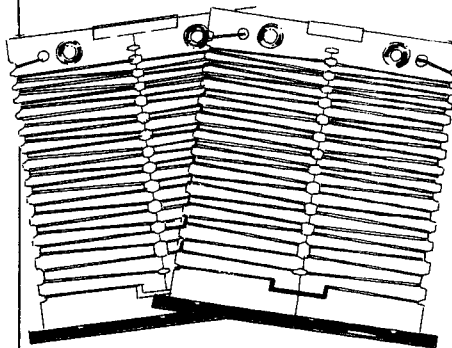
Cat No. TEL9 - Element
For Hecla T7 Toasters



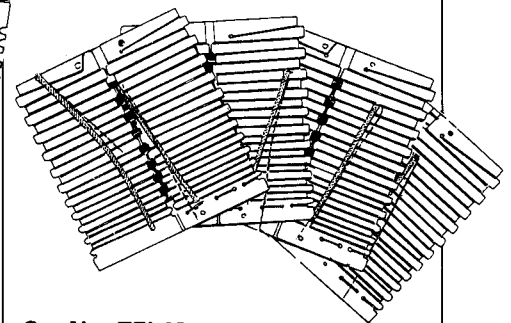
Cat No. TEL10 - Element
For Hotpoint Standard Toasters



Cat No. TEL11 - Element
For Hotpoint Deluxe Toasters

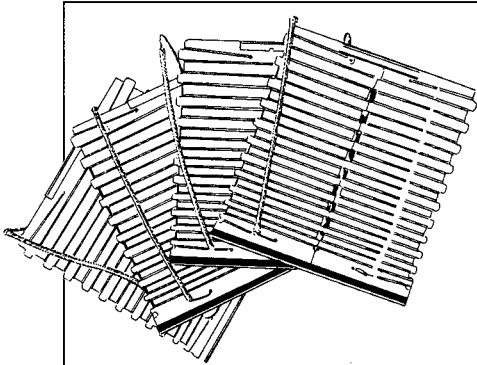


Cat No. TEL12
Set of 2 x Side and 2 x Centre
For Hotpoint Auto Toasters

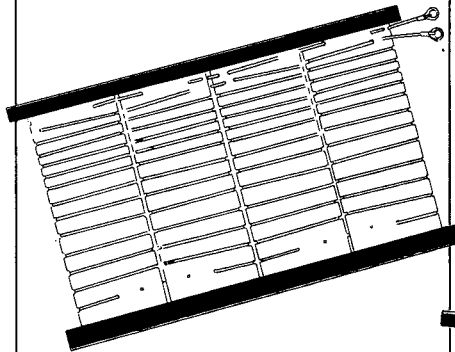


Cat No. TEL13
Set of 2 x Side and 2 x Centre
For Morphy Richards TAID Toasters

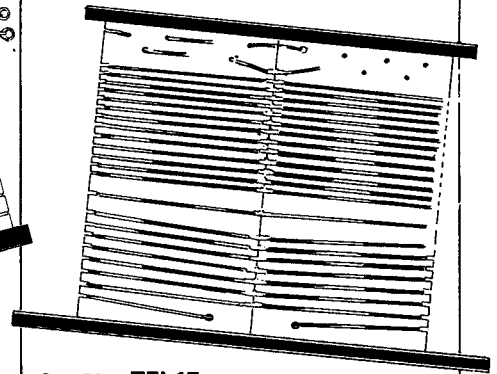
Toasters



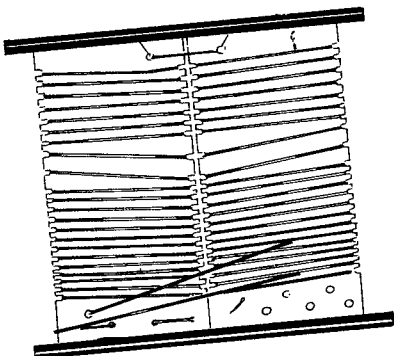
Cat No. TEL14
Set of 2 x Side and 2 x Centre
For Morphy Richards TAIB Toasters



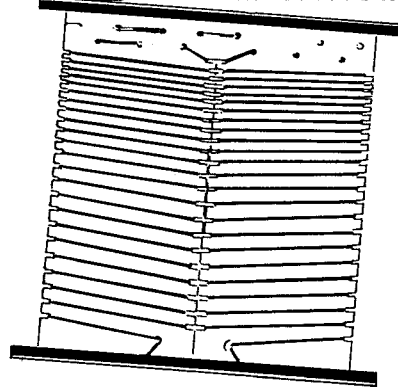
Cat No. TEL16
Element for Metalec T2 Toaster



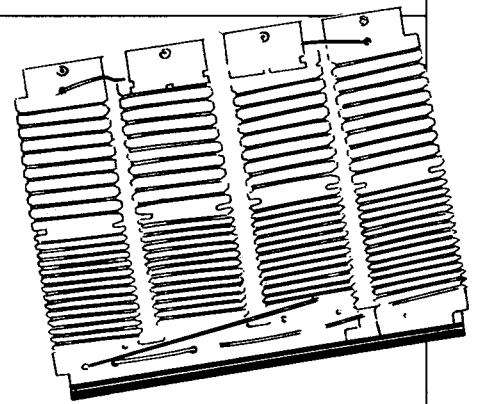
Cat No. TEL17
Element for Speedie T2 Toaster



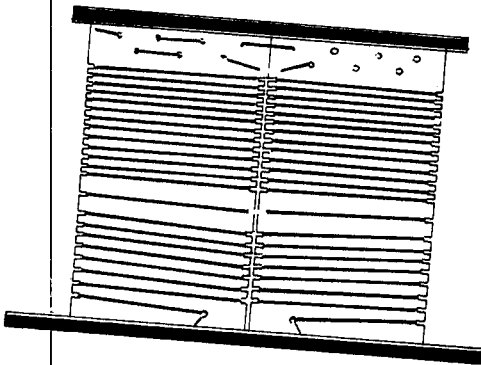
Cat No. TEL18
Element for Speedie
T3, T4, T5 Toasters




Cat No. TEL20
Element for Speedie T7 Toaster



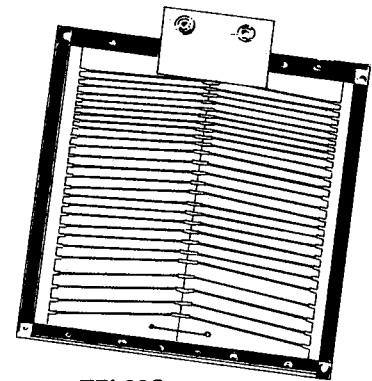
Cat No. TEL21
Element for Speedie T9 Toaster




Cat No. TEL22
Element for Speedie T14 Toaster




Cat No. TEL23C
Centre Element suit Rowlett Toaster



Cat No. TEL23S
Side Element suit Rowlett Toaster




Cat No. TEL24C
Centre Element suit Duolit Toaster



Cat No. TEL24S
Side Element suit Duolit Toaster

For Animal Husbandry and Catering



For Animal Husbandry

Glass Infrared Heating Lamps

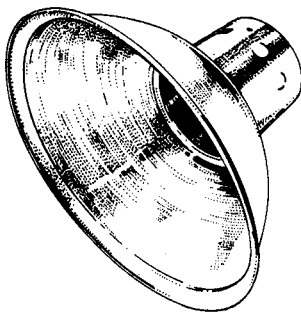
- Cat No. 9409 – 250W E.S.
Clear hard glass
- Cat No. 9410 – 275W E.S.
Clear hard glass
- Cat No. 9411 – 375W E.S.
Clear hard glass
- Cat No. 9412 – 100W E.S.
Red front hard glass

Ceramic Infrared Heating Lamps

- Cat No. 2307ESE150 150W E.S.
- Cat No. 2307ESE250 250W E.S.
- Cat No. 2306ESE500 500W E.S.

Socket

- Cat No. 9209 – E.S. Ceramic Lamp Holder



Cat No. 9324
Aluminium Reflector 215mm
used with Ceramic Lamps

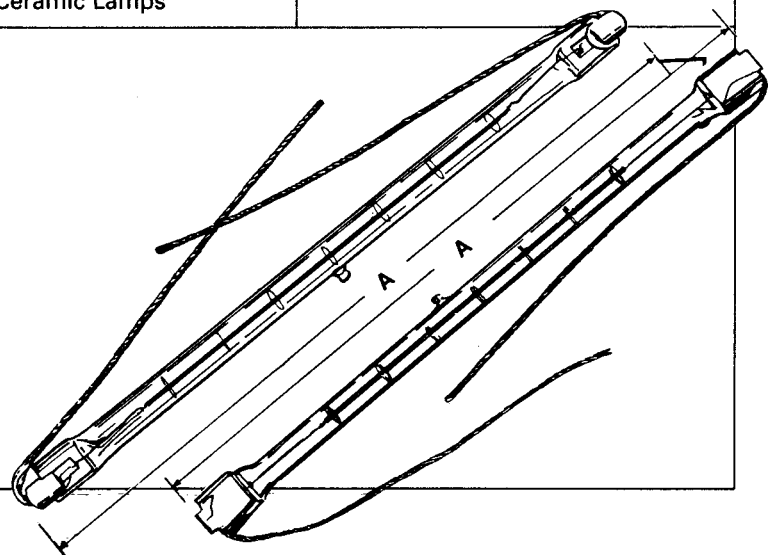


Cat No. 9325
Aluminium Reflector 285mm
used with Ceramic Lamps

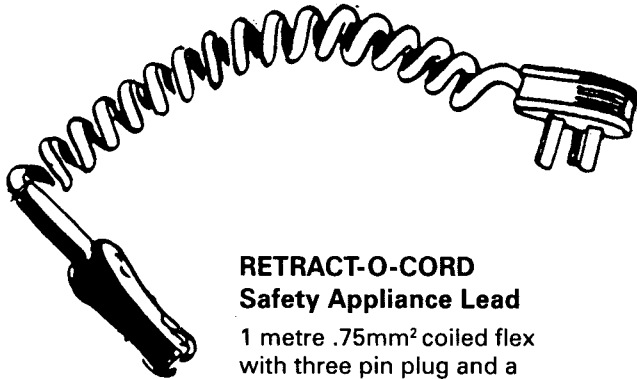
Lamps for Commercial Catering

Quartz Infrared Heating Lamps

| Cat No. | | Length A |
|---------|------------------------|----------|
| 9403 | 500W/120V Ceramic ends | 210mm |
| 9404 | 500W/120V Metal ends | 220mm |
| 9405 | 500W Ceramic ends | 210mm |
| 9406 | 500W Metal ends | 220mm |
| 9407 | 1000W Ceramic ends | 345mm |
| 9408 | 1000W Metal ends | 345mm |

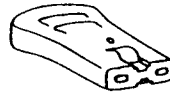


Cords and Adaptor Plugs

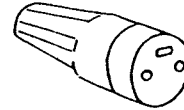


**RETRACT-O-CORD
Safety Appliance Lead**

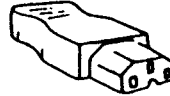
1 metre .75mm² coiled flex with three pin plug and a selection of appliance sockets




Cat No. 9001-B
Black Retract-O-Cord with Standard Australian Socket



Cat No. 9002-B
Black Retract-O-Cord with Ashley Socket

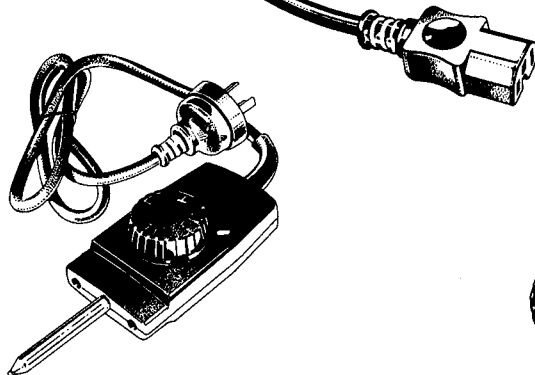


Cat No. 9003-B
Black Retract-O-Cord with Euro. Standard Socket



Cat No. 9004-B Black
Cat No. 9004-W White


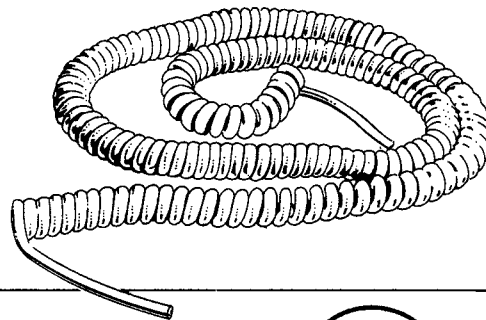
Appliance Cord 1 metre flex with three pin plug and Euro standard socket.



Cat No. 9999
Frypan Control Probe Type

RETRACT-O-CORD

Cat No. 9000-B Black
Cat No. 9000-W White



International Adaptor* Plugs

Adaptor plugs to enable Australian electrical appliances to be used overseas. All adaptor plugs are earthed for safety.

Cat No. 9356
Set of 3 adaptor plugs (USA, UK and European)

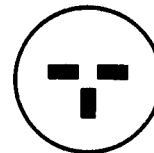
Cat No. 9358
USA adaptor plug

Cat No. 9359
European adaptor plug


Cat No. 9360
UK adaptor plug

Cat No. 9357
Reverse adaptor* plug enables overseas appliances to be used in Australia. (Accommodates plugs with 2 x round pins and 2 x flat pins.)


***THESE ADAPTORS
DO NOT
CONVERT VOLTAGE**



UK Plug
Great Britain, Ireland, Singapore, Parts of Middle East, Hong Kong and Asia.




European Plug
Europe, Noumea, Tahiti, Parts of Middle East, Asia, S. America. (For Japan and Hong Kong use with local adaptors.)



USA Plug
North America, Canada.


Globes, High Temp. Wire, Cords and Fuse Wire




Cat No. 9330
Oven Lamp – 25 watt E.S. Pilot



Cat No. 9331
Oven Lamp – 25 watt E.S.
Fancy Round



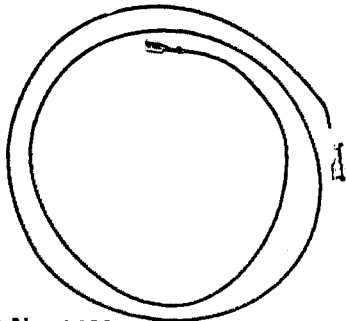
Cat No. 9332
Oven Lamp 25 watt B.C.
Fancy Round



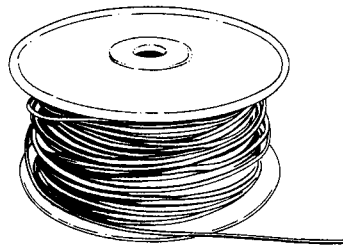
Cat No. 9333
Oven Lamp 15 watt S.E.S. Pilot



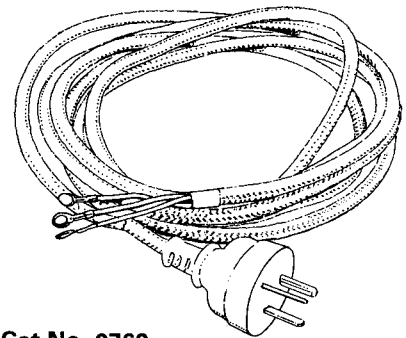
Cat No. 9334
Microwave Lamp 15 watt E17
Tubular




Cat No. 9189
High Temperature Wire – 1 metre
Teflon (PTFE) insulated (200°C) 1.5mm² nickel
plated copper wire, with two Utilux nickel/silver
quick connect terminals – one fixed and one loose.



Cat No. 9189M
High Temperature Wire –
sold per metre
Teflon (PTFE) insulated (200°C) 1.5mm² nickel
plated copper wire.




Cat No. 9769
Appliance Cord – Cotton covered
3 metre with 3 pin plug – grey.



Cat No. 9033*
25g reel available in 8, 10, 16, 20,
25, 30, 32 or 35 amp fuse wire
*Ordering of specific fuse wire reels is as follows
– Cat No. 9033-8 signifies 25g reel of 8 amp rating



Cat No. 9034*
50g reel available in 8, 10, 16, 20,
25, 30, 32 or 35 amp fuse wire
*Ordering of specific fuse wire reels is as follows
– Cat No. 9034-8 signifies 50g reel of 8 amp rating



Cat No. 9031
Card with 8 and 16 amp fuse wire
Cat No. 9032
Card with 8 and 16, 20 and 30 amp
fuse wire

Cleaners, etc.



Cat No. 9662
Collo Solid Hotplate Cleaner
with Applicator



Cat No. 9732
Iron Soleplate Cleaner



Cat No. 9667
250ml
Hot Glass
Cleaner




Cat No. 9733
General Purpose Oven Cleaner



Cat No. 112
Rubbedin Hotplate Cleaner



Cat No. TP047
Inox Lube 300gm



Cat No. TP045
Silicone Spray




Cat No. TP041
Penetrating Spray



Cat No. TP036
Rust Buster



Cat No. TP030
Appliance Touch-up Paint 30gm
Comes with Brush
*Spray Paint also available in
300gm cans - assorted colours




Cat No. TP042
Insulating Tape 20m 0.2mm

Cat No. TP043
Insulating Tape 20m 0.18mm




Cat No. TP039
Foam Polyurethane 500gm

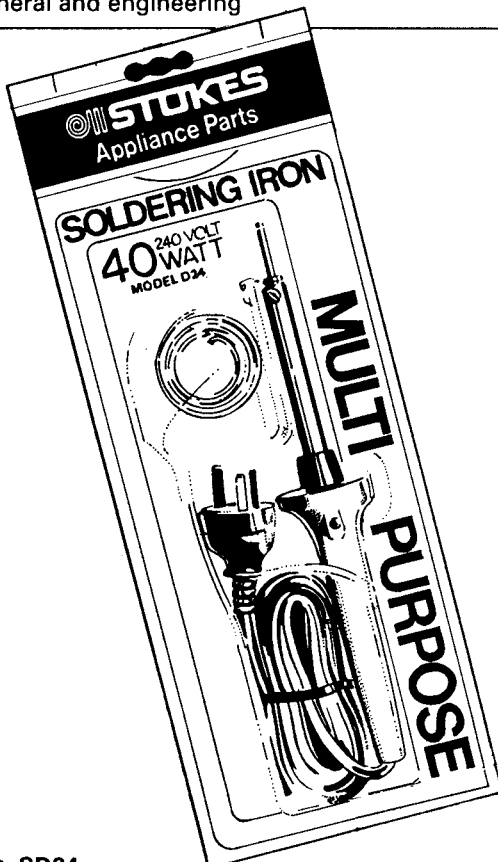
Soldering Irons




Cat No. SD3
Soldering Iron 3/4" 130W 240V
For general and engineering



Cat No. SD8
Soldering Iron 3/8" 60W 240V
For radio and TV



Cat No. SD24
Soldering Iron 40W 240V
For small electrical



Cat No. SD28
Soldering Iron 65W 240V
For hobbyist